

Modello PP G_CE

The beauty of the blown glass is enhanced by the simplicity of the shapes. The linearity of the glass's beveled geometries allows the two dimensions, M and G, to be combined together to create ever-changing wall or ceiling configurations. The integrated LED provides diffuse, uniform and glare-free lighting. Also available in the suspension version.

GLASS FINISH


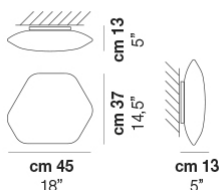


BCST
white matt

FRAME FINISH



BO
matt white 1



MODUL PP G BCST BO E27 CE

LIGHT SOURCES

2x77W 220-240V 50/60Hz E27

- 1x19W 39V LED 2700 K 19 W 2850 lm DIM2 Phase Cut
- 1x19W 39V LED 2700 K 19 W 2850 lm DIM3 0-10V, Push
- 1x19W 39V LED 3000 K 19 W 2850 lm DIM2 Phase Cut
- 1x19W 39V LED 3000 K 19 W 2850 lm DIM3 0-10V, Push

TECH DATA



VOLUME: Mc 0,07

PACKAGE: N.1

NET WEIGHT: Kg 4,00

GROSS WEIGHT: Kg 5,50

CERTIFICATIONS


EU Cert



International Cert



OTHER VERSIONS AVAILABLE



MODUL PP M